

Alpen-GD



Remote / Verbundkühlmöbel



Refrigerant / Kältemittel

CO₂, HFCS



Temp. class / range / Temp. Klasse / Bereich

M0, M1, M2



Climate. class / range / Klima. Klasse / Bereich

3- 25°C - 60% RH



Modules / Module

937, 1250, 1875, 2500, 2811, 3750, Crown End

Key benefits / Hauptvorteile



Eco solutions - maximum functionality & ergonomics

Eco-Lösungen – maximale Funktionalität & Ergonomie



Innovative, multi-channel air curtain

Innovativer Mehrkanal-Luftschleier



No visible assembling elements

Keine sichtbaren Montageelemente



Modern transparent door system available

Modernes transparentes Türsystem erhältlich

Technical info / Technische Information

Module lengths / Modullängen	Height / Höhe	Depth / Tiefe	Power Supply / Stromversorgung
937	2005 - 2205	743 - 865 - 965 - 1065	210-240 V 50-60 hz
1250	2005 - 2205	743 - 865 - 965 - 1065	210-240 V 50-60 hz
1875	2005 - 2205	743 - 865 - 965 - 1065	210-240 V 50-60 hz
2500	2005 - 2205	743 - 865 - 965 - 1065	210-240 V 50-60 hz
2811	2005 - 2205	743 - 865 - 965 - 1065	210-240 V 50-60 hz
3750	2005 - 2205	743 - 865 - 965 - 1065	210-240 V 50-60 hz
Crown End	2005 - 2205	743 - 865 - 965 - 1065	210-240 V 50-60 hz

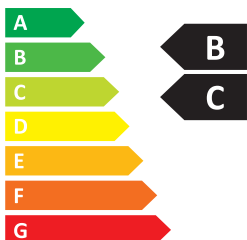
Standard & Features / Standardmerkmale

- Robust design
- Bottom tub sheet stainless steel
- LED Canopy lighting
- Stainless steel bumper in three version
- Adjustable inclination of shelves
- HFCS Evaporator
- Double hinged door
- Besonders stabile Konstruktion
- Bodenwannenblech Edelstahl
- Led Kopfbeleuchtung
- Edelstahl Wagenabweiser in drei Versionen
- Auslagen in Höhe und Neigung verstellbar
- HFCS Verdampfer
- Isolierglas Drehtüren

Accessories / Zubehör

- Panorama end walls
- Solid end walls
- Mirror end walls
- Vertical LED lighting
- Shelve lighting
- Dividers
- CO₂ evaporator
- Double sliding door
- Single glassdoor
- Panorama-Seitenwände
- Geschlossene Seitenwände
- Spiegel Seitenwände
- Vertikale LED-Beleuchtung
- Auslagen LED-Beleuchtung
- Produkttrenner
- CO₂ Verdampfer
- Isolierglas Schiebetüren
- Einfachverglasung

Energy Class / Energieklasse



Energy label for the selected configuration is placed on the refrigeration cabinet

Energielabel für die gewählte Konfiguration ist am Kühlmöbel angebracht

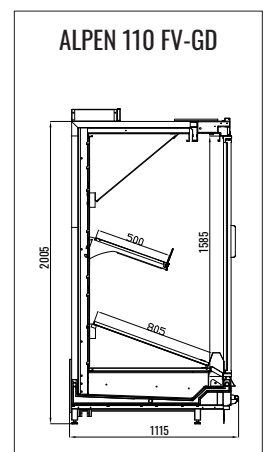
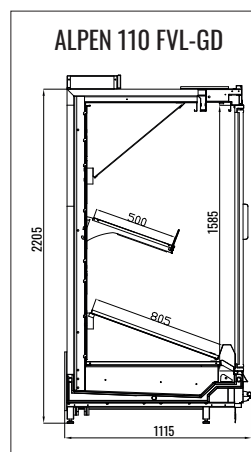
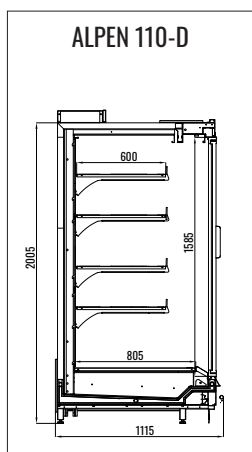
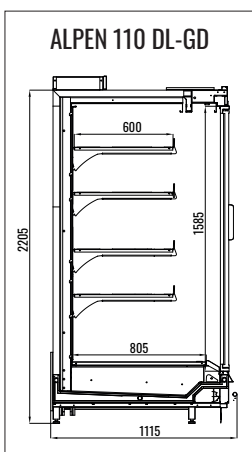
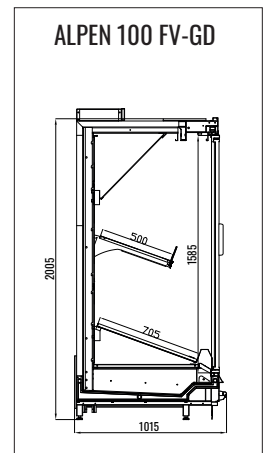
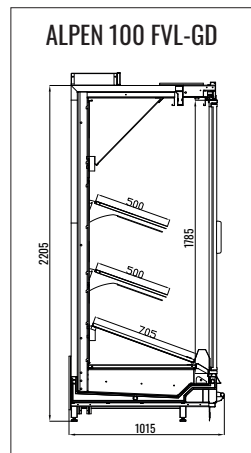
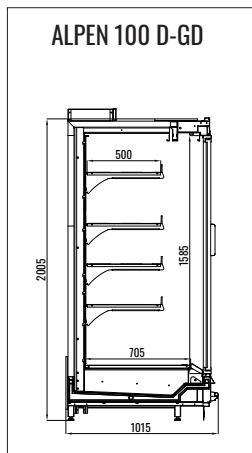
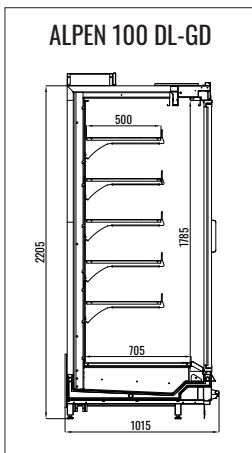
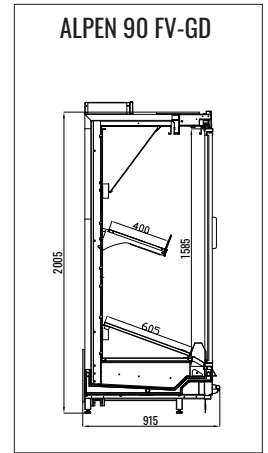
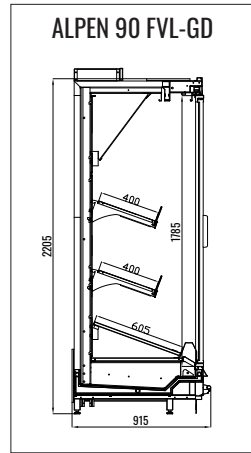
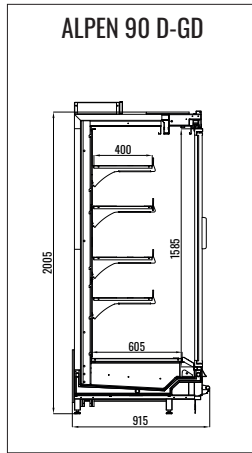
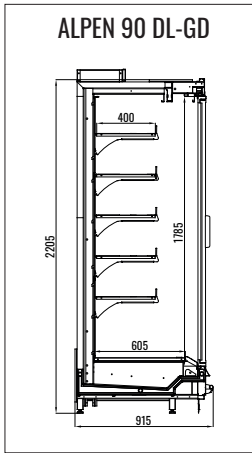
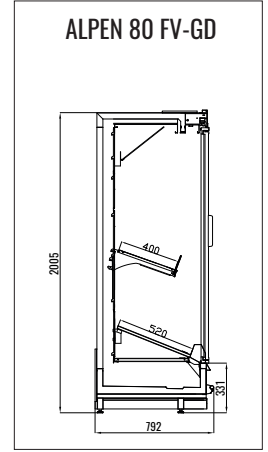
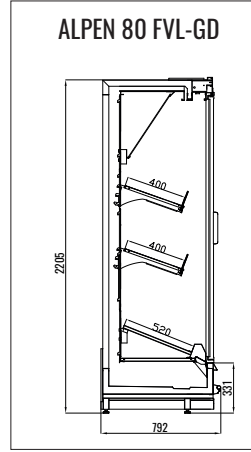
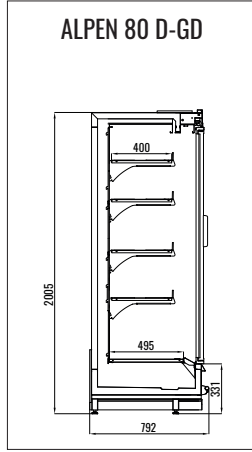
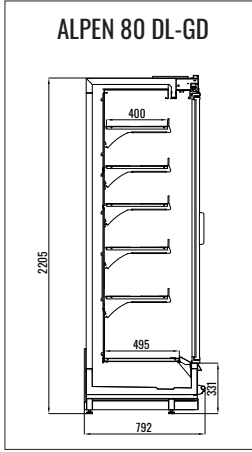
Contact informations / Kontaktinformationen

AY PAS METAL SOĞUTMA A.Ş. Pancar OSB. 3. cad. no:2, 35865, Torbalı, İzmir, Turkey
+90 232 478 22 20 info@ay-pas.com www.ay-pas.com

SCAN & DOWNLOAD



CUSTOMER PICTURES & TECHNICAL DETAILS



Reference Photos / Referenzfotos



Contact informations / Kontaktinformationen